



# socio-politic barometer

december 2017

report elaborated by: :

Doru Petruți – [doru.petruti@imas.md](mailto:doru.petruti@imas.md)

Viorelia Bejenari – [viorelia.bejenari@imas.md](mailto:viorelia.bejenari@imas.md)

[www.imas.md](http://www.imas.md)

**imas**

# methodology

**sampling:**

stratified sampling, probability sampling, three-stages sampling;

**sample volume:**

1101 respondents, 18 years and over;

**stratification criteria:**

12 territorial administrative units (ATUs). residential (rural). the size of urban localities (3 types). type of rural settlements (community center / village);

**randomization stages:**

locality (74 selected localities), the household, the person;

**representativeness:**

the sample is representative for the adult population of the Republic of Moldova, excluding Transnistria; the maximum sampling error is  $\pm 3.0\%$ ;

**interviews:**

were carried out at the respondents' homes by 97 operators in the [imas] network, in Romanian and Russian;

**data collection period:**

27 November – 07 December 2017;

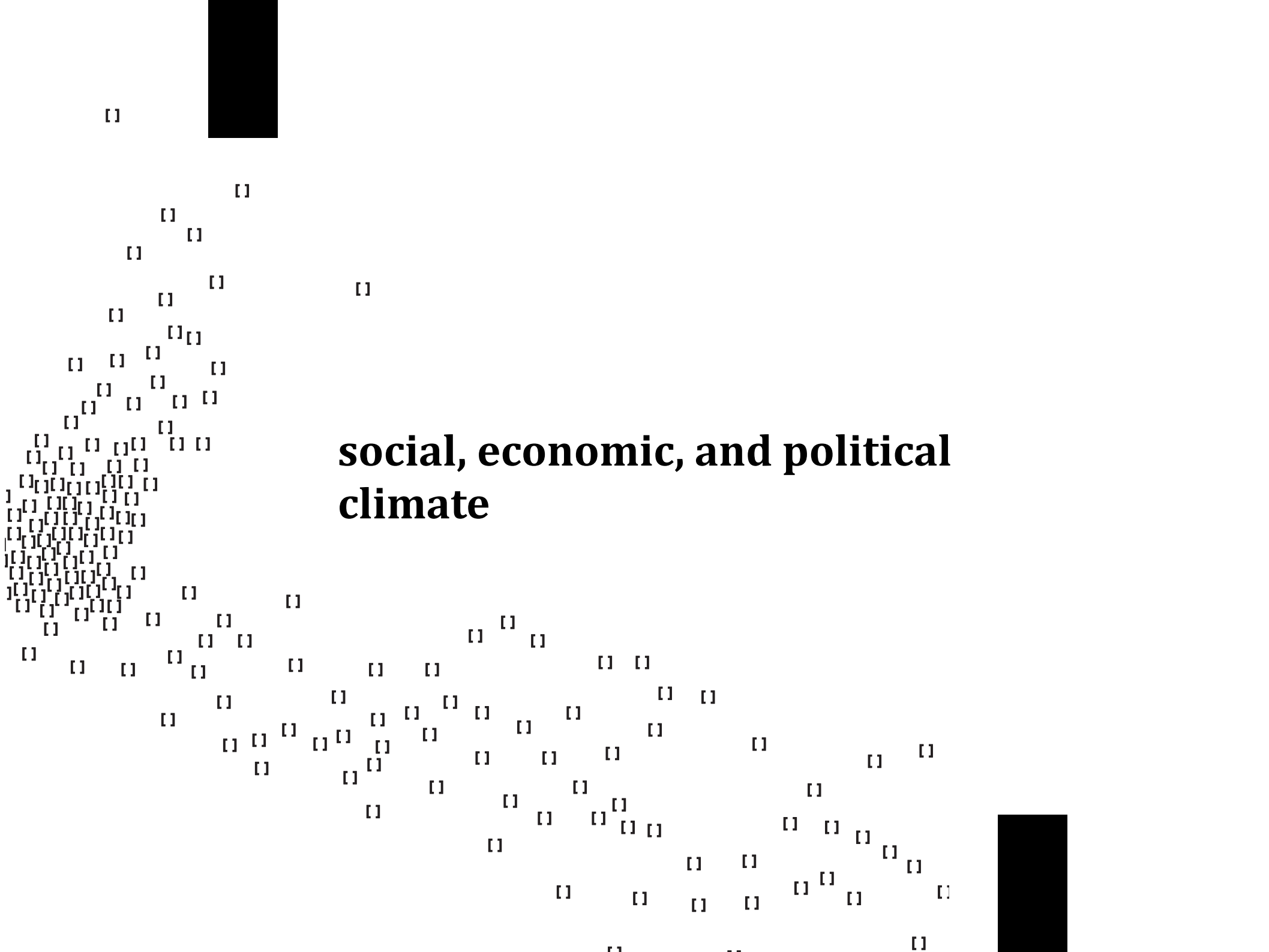
**beneficiary:**

Partidul Democrat din Moldova

**sample structure***...socio-demographic profile*

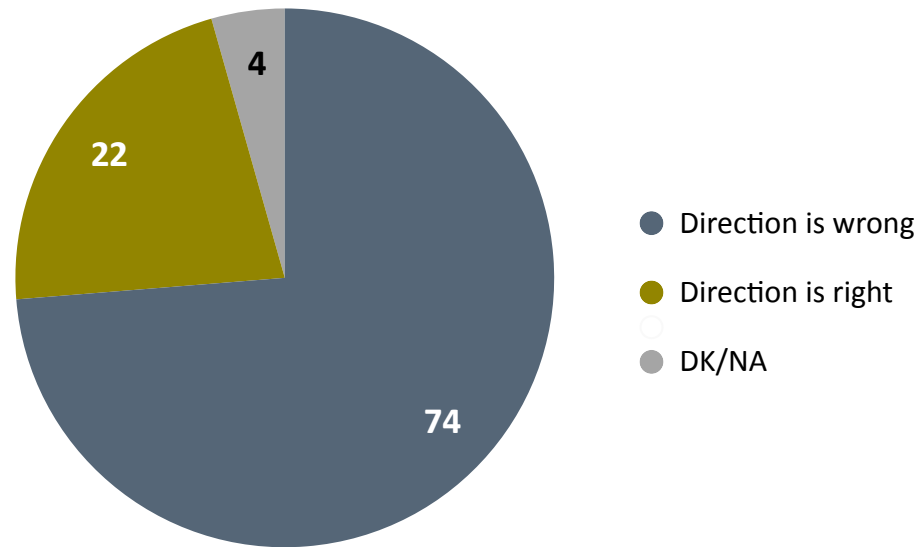
<b>variable</b>	<b>group</b>	<b>count</b>	<b>percent</b>
<b>sex</b>	<b>male</b>	512	46.5%
	<b>female</b>	589	53.5%
<b>age</b>	<b>18-25 years old</b>	119	10.8%
	<b>26-40 years old</b>	278	25.2%
	<b>41-55 years old</b>	279	25.3%
	<b>56-70 years old</b>	333	30.3%
	<b>over 71 years</b>	92	8.4%
<b>education</b>	<b>incomplete average studies</b>	103	9.4%
	<b>general or vocational school</b>	455	41.3%
	<b>(post) high school/college</b>	180	16.3%
	<b>higher education</b>	362	32.9%
	<b>no answer</b>	1	0.1%
<b>occupation</b>	<b>employed</b>	515	46.8%
	<b>temporarily unemployed</b>	120	10.9%
	<b>unemployed</b>	464	42.1%
	<b>no answer</b>	2	0.2%
<b>nationality</b>	<b>moldavian/romanian</b>	918	83.4%
	<b>other (russian, ukrainian etc.)</b>	182	16.5%
	<b>no answer</b>	1	0.1%
<b>residence environment</b>	<b>municipalities</b>	252	22.9%
	<b>other cities</b>	226	20.5%
	<b>villages</b>	623	56.6%
<b>total</b>		<b>1,101</b>	<b>100.0%</b>

\*Dates were not weighted.

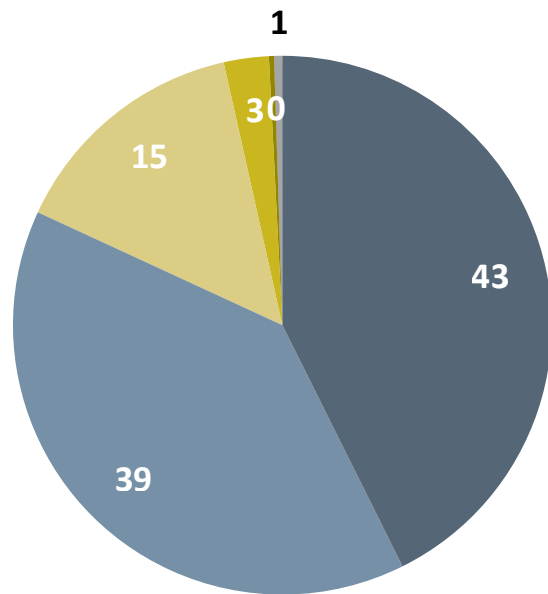


# social, economic, and political climate

# Do you think that things in our country are going in a wrong or right direction?

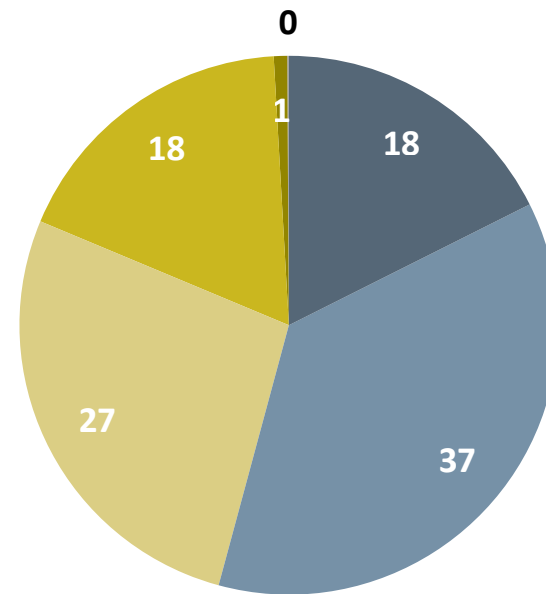


**How satisfied or unsatisfied are you with the economic situation in the Rep. of Moldova?**



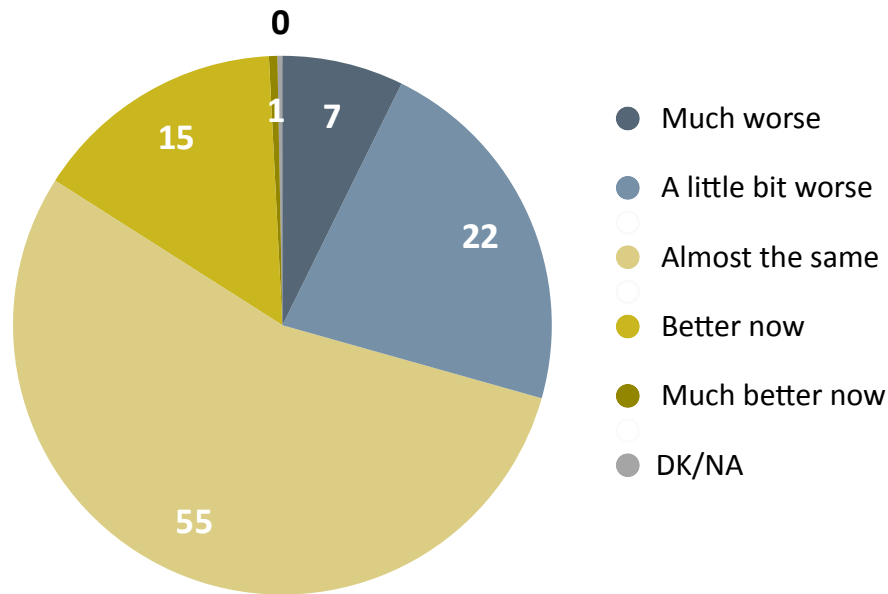
- Not satisfied at all
- Not so satisfied
- Neither ..., nor ...
- Rather satisfied
- Very satisfied
- DK/NA

**How satisfied or unsatisfied are you with the way in which you live?**

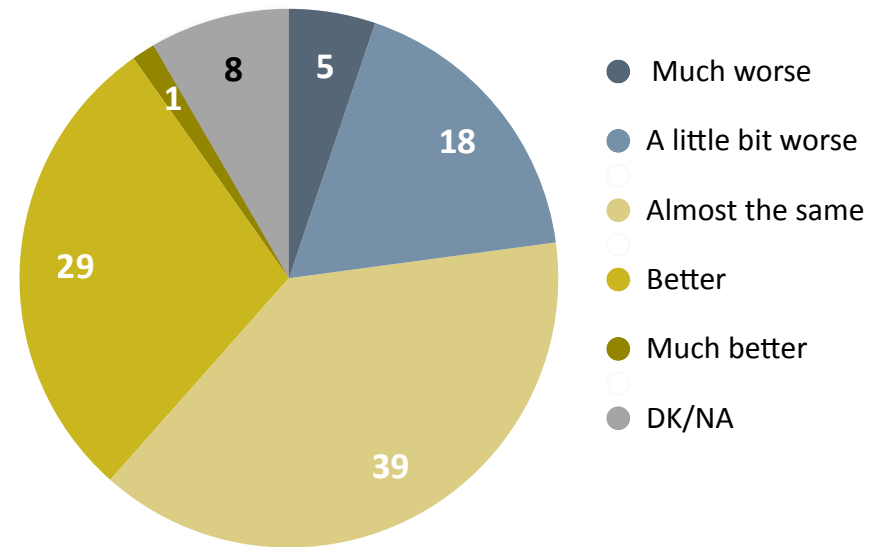


- Not satisfied at all
- Not so satisfied
- Neither ..., nor ...
- Rather satisfied
- Very satisfied
- DK/NA

### How is your life currently as compared to one year ago?



### How do you think you are going to live in one year?



## What are the biggest problems of Moldova right now?

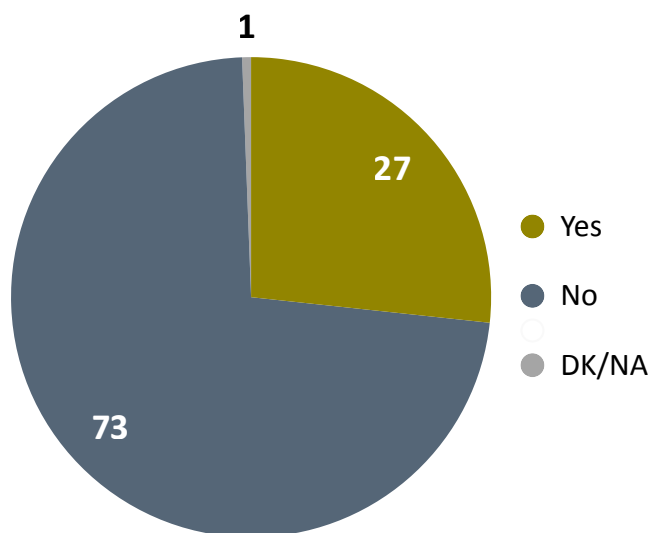
<i>% of the total sample, 1101 respondents. Open question; each respondent had the possibility to grant three variants of answer.</i>	count	percent
The lack of jobs	353	32.1%
Low wages / too high prices for goods and utilities	320	29.1%
Corruption	314	28.5%
Repairing roads	191	17.3%
Poor economy developed	170	15.4%
Increase in pensions	156	14.2%
The political situation in the country	140	12.7%
Poverty	127	11.5%
Bad governance	99	9.0%
Migration of the population	93	8.4%
Improving the medical system	83	7.5%
Misinformation, injustice, instability	51	4.6%
Granting social benefits	48	4.4%

\*The difference of up to 300% are the non-responses (65%) and other issues mentioned by respondents with a weight of less than 1% each.

<i>% of the total sample, 1101 respondents. Open question; each respondent had the possibility to grant three variants of answer.</i>	count	percent
Sanitation of the locality	37	3.4%
Water supply, sewage, gasification	32	2.9%
Investments and jobs in rural areas	21	1.9%
Disorder in the country, indifference, instability	20	1.8%
Reforms in justice are not effective	20	1.8%
Spiritual culture at a low level	19	1.7%
Attracting investors. Support small business	16	1.5%
Theft of the billion	16	1.5%
Street lighting	16	1.5%
The oligarchic system, thievery, banditism	14	1.3%
Conflict with Transnistria	12	1.1%
Education too expensive	12	1.1%
Improving relations with other states	11	1.0%
Public transport unsatisfactory	11	1.0%



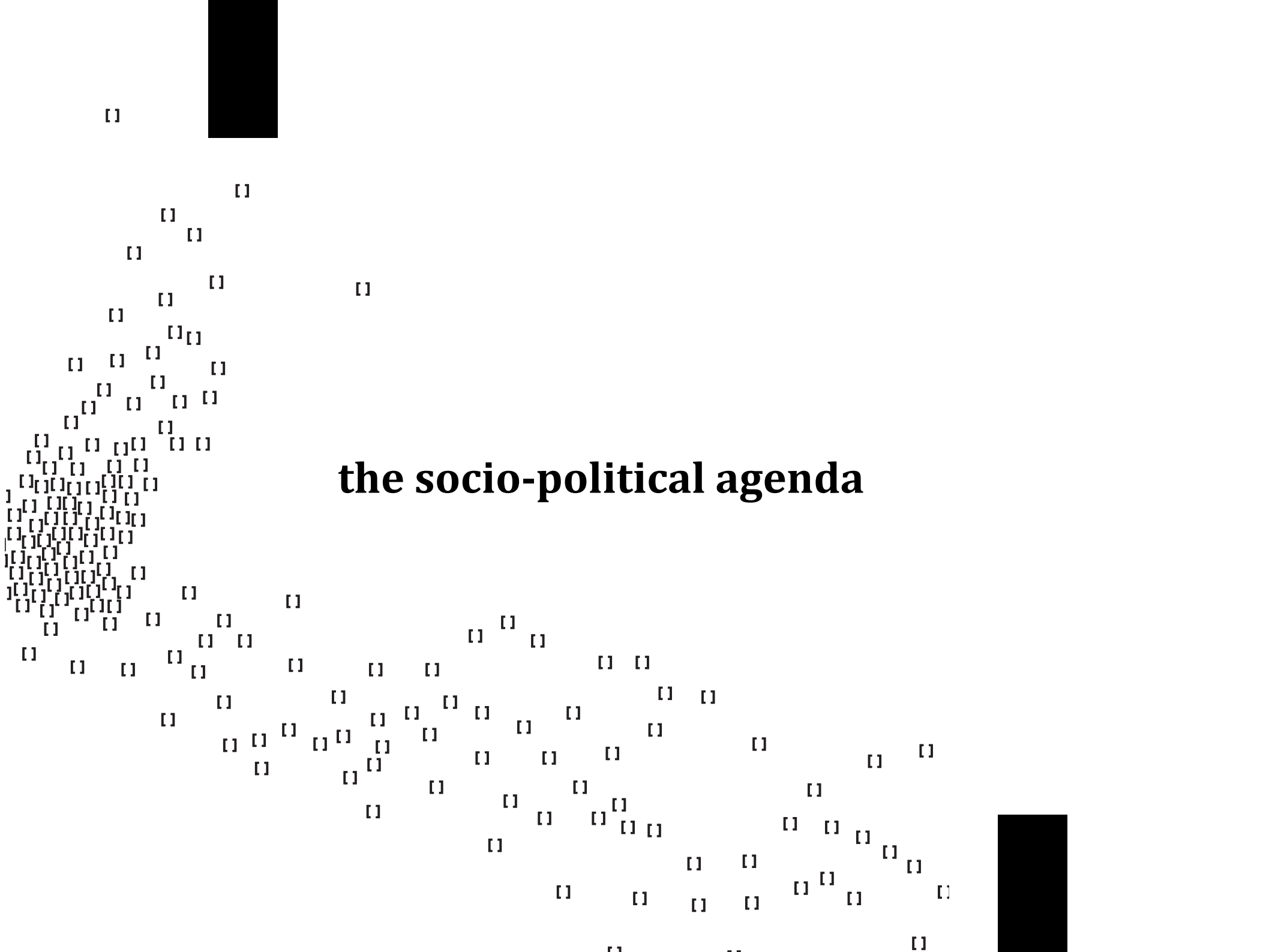
## Do you have a favorite party?



## If Yes, which one?

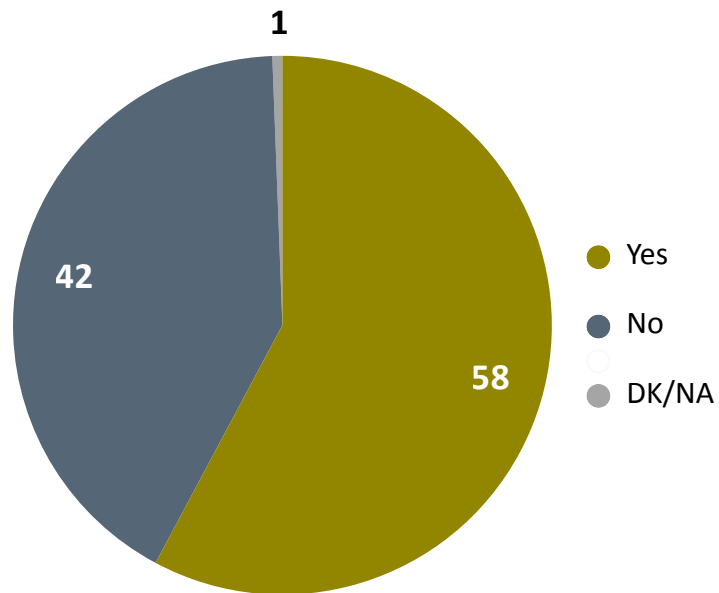
*% of those who answered "Yes" to the previous question, 294 respondents. Open question; each respondent had the opportunity to give one answer.*

	count	percent
Partidul Socialiștilor din Rep. Moldova (PSRM)	110	37.4%
Partidul Actiune și Solidaritate - PAS	59	20.1%
Partidul Democrat din Moldova (PDM)	46	15.6%
Platforma DA (Demnitate și Adevăr)	18	6.1%
Partidul Comuniștilor din Rep. Moldova (PCRM)	15	5.1%
Partidul Liberal Democrat din Moldova (PLDM)	10	3.4%
Partidul Liberal (PL)	10	3.4%
Partidul Nostru (PN)	9	3.1%
Partidul Popular European din Moldova	5	1.7%
Partidul Șor	4	1.4%
Partidul Unității Naționale - PUN	4	1.4%
Other	4	1.3%
<b>Total</b>	<b>294</b>	<b>100.0%</b>

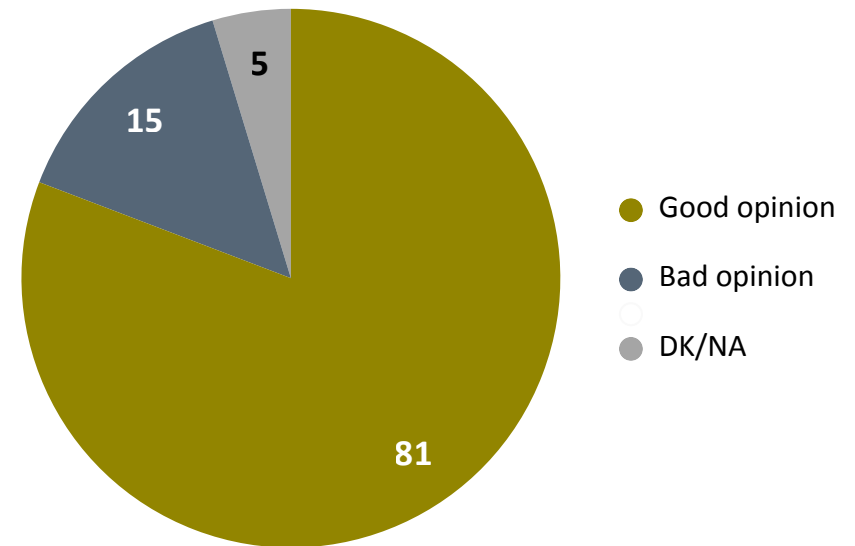


# the socio-political agenda

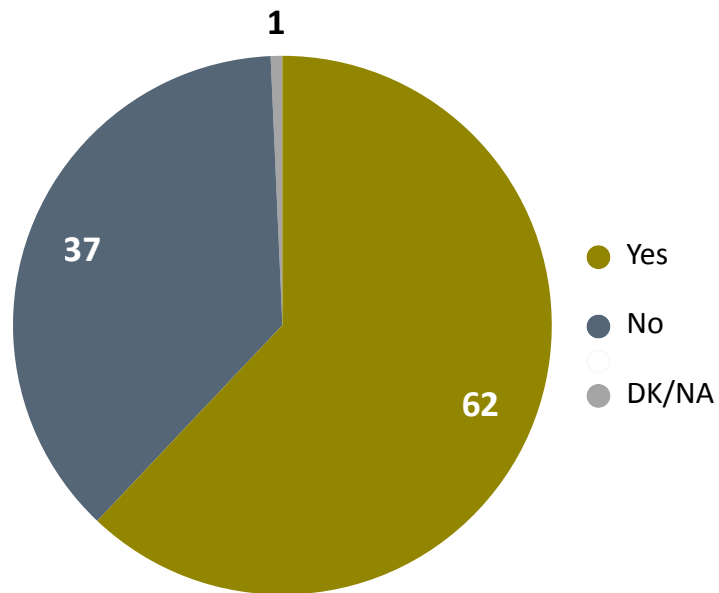
Have you heard about the program launched by the Government - "First Home", a program by which young people can buy housing on advantageous terms?



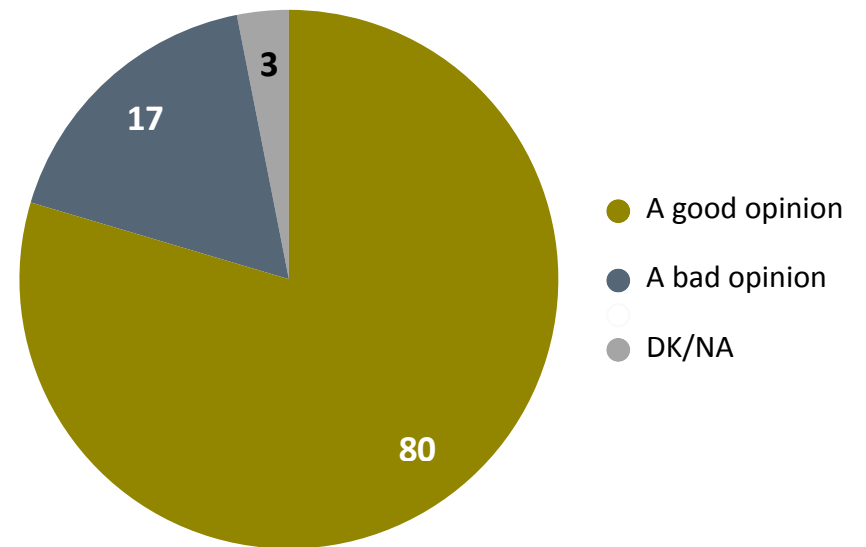
In general, what is your opinion about the program "First Home"?



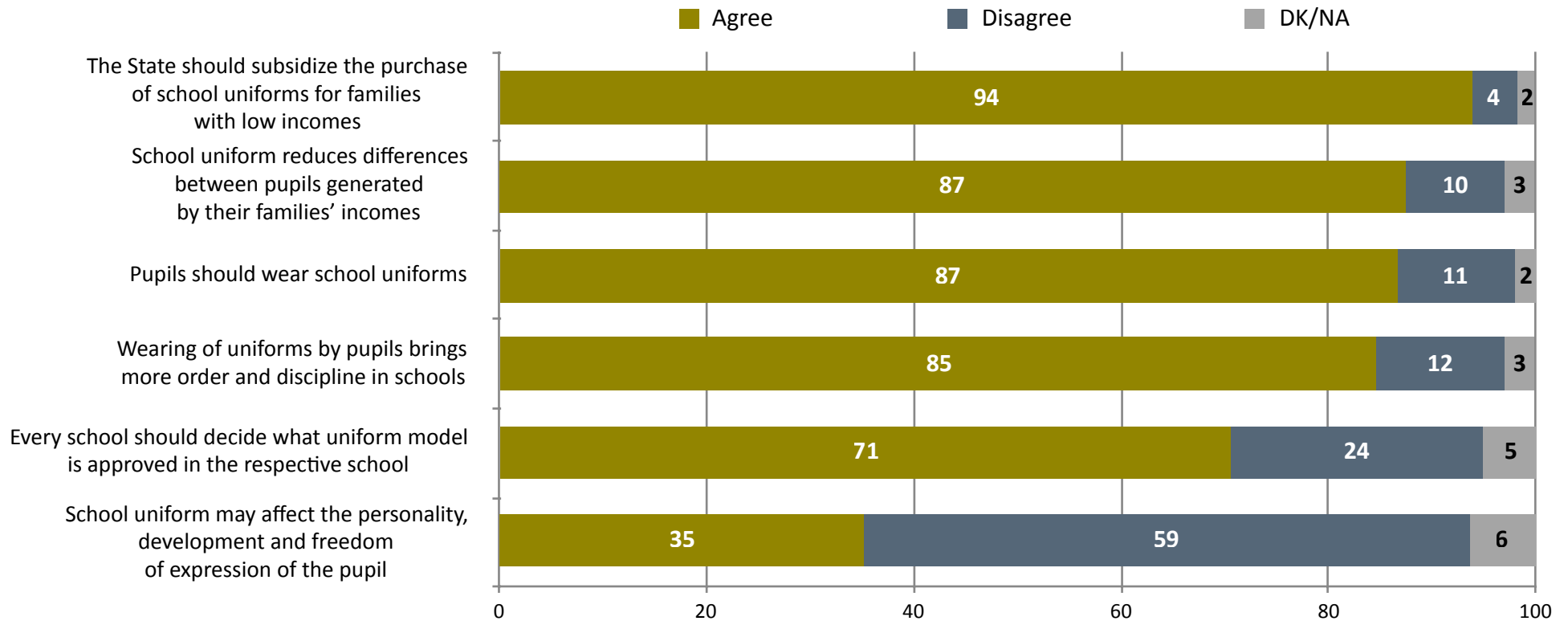
**Did you hear about Vlad Plahotniuc's announcement through which the Government stopped closing schools?**



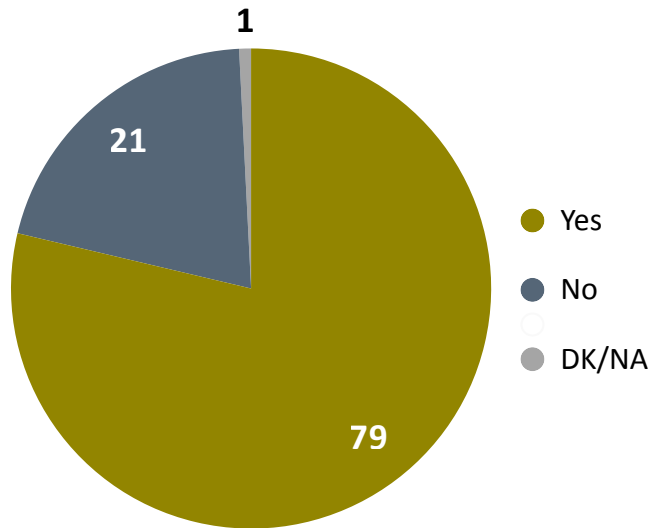
**In general, what is your opinion about this decision to stop the process of closing schools?**



## With which of the following statements do you agree and disagree?



**Did you hear about the fact that the referendum for dismissing Chirtoacă failed because of insufficient presence of voters?**

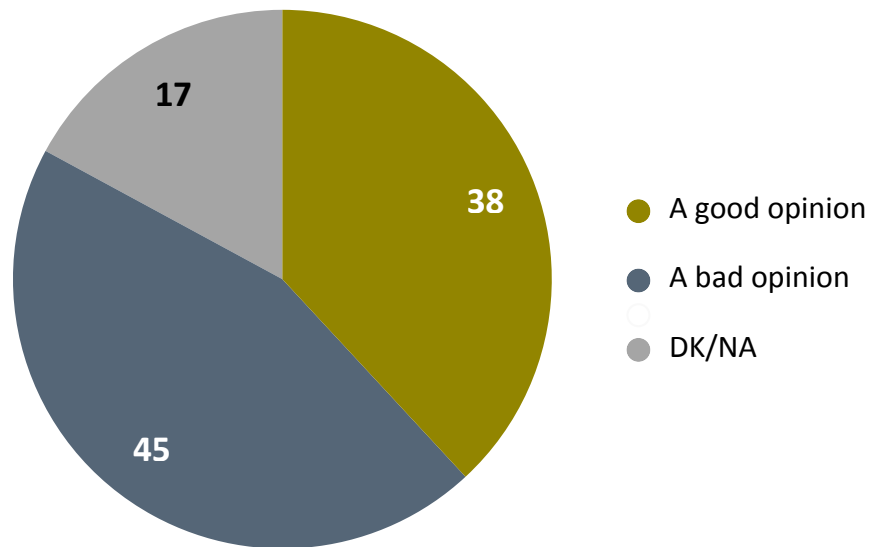


**Whom does the failure in the referendum advantage, in your opinion?**

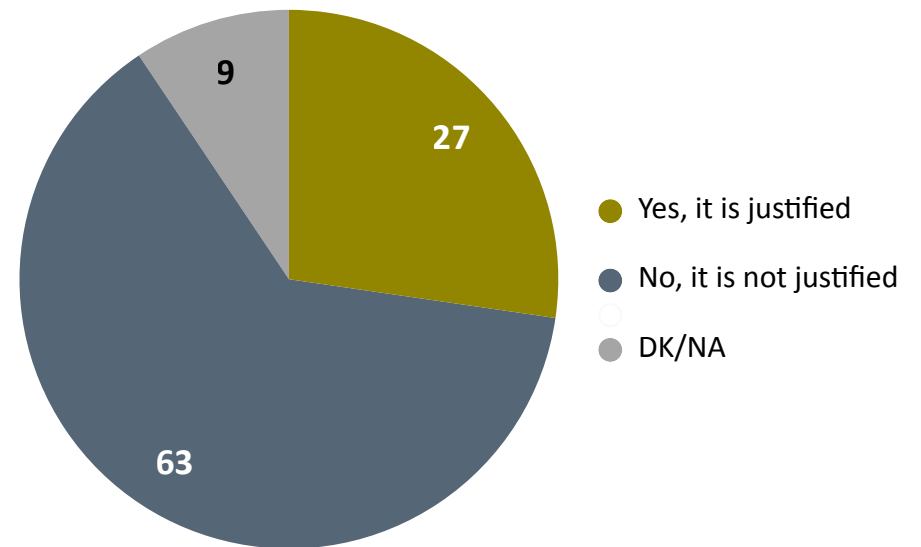
*% of those who answered "Yes" to the previous question, 866 respondents. Open question; each respondent had the opportunity to give one answer.*

	count	percent
The Democratic Party and Vlad Plahotniuc	144	16.6%
Dorin Chirtoacă	97	11.2%
Liberal Party with Mihai Ghimpu	93	10.7%
Party of Socialists with Igor Dodon	56	6.5%
Population of Chisinau municipality	40	4.6%
Governance	21	2.4%
Silvia Radu	10	1.2%
Right parties	5	0.6%
Power struggle	5	0.6%
The Action and Solidarity Party and the DA	3	0.3%
The bandits	2	0.2%
Developing the city	2	0.2%
Supporters of the referendum	2	0.2%
Democratic forces	1	0.1%
Pavel Filip	1	0.1%
Liberal Democratic Party of Moldova	1	0.1%
DK/NA	383	44.4%
<b>Total</b>	<b>866</b>	<b>100.0%</b>

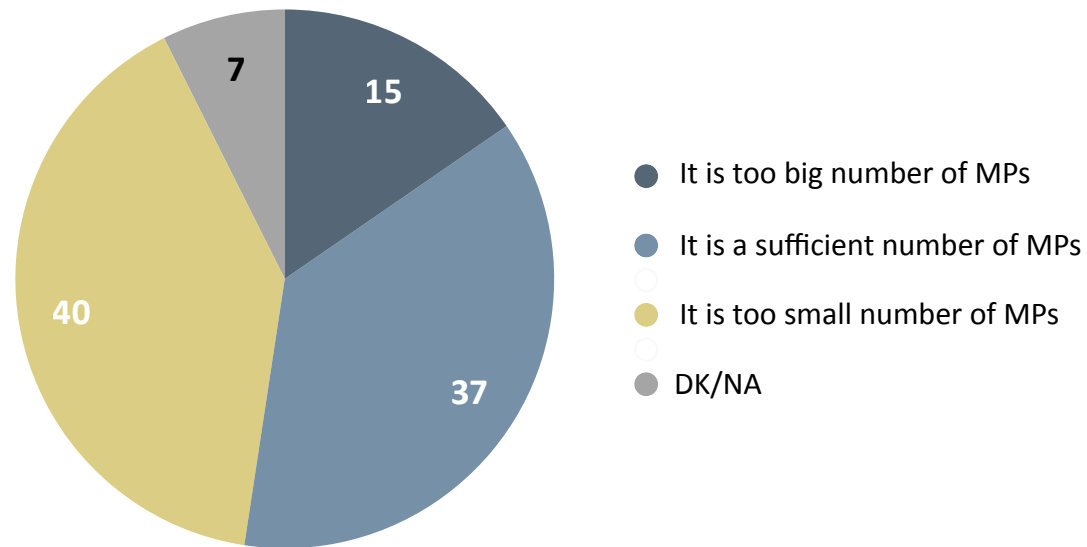
Some NGOs with the support of PCRM, DA Platform, Our Party came with the initiative to organize a referendum for cancelling mixed voting?



Do you consider it justified or not the spending of public money for a referendum on this topic?

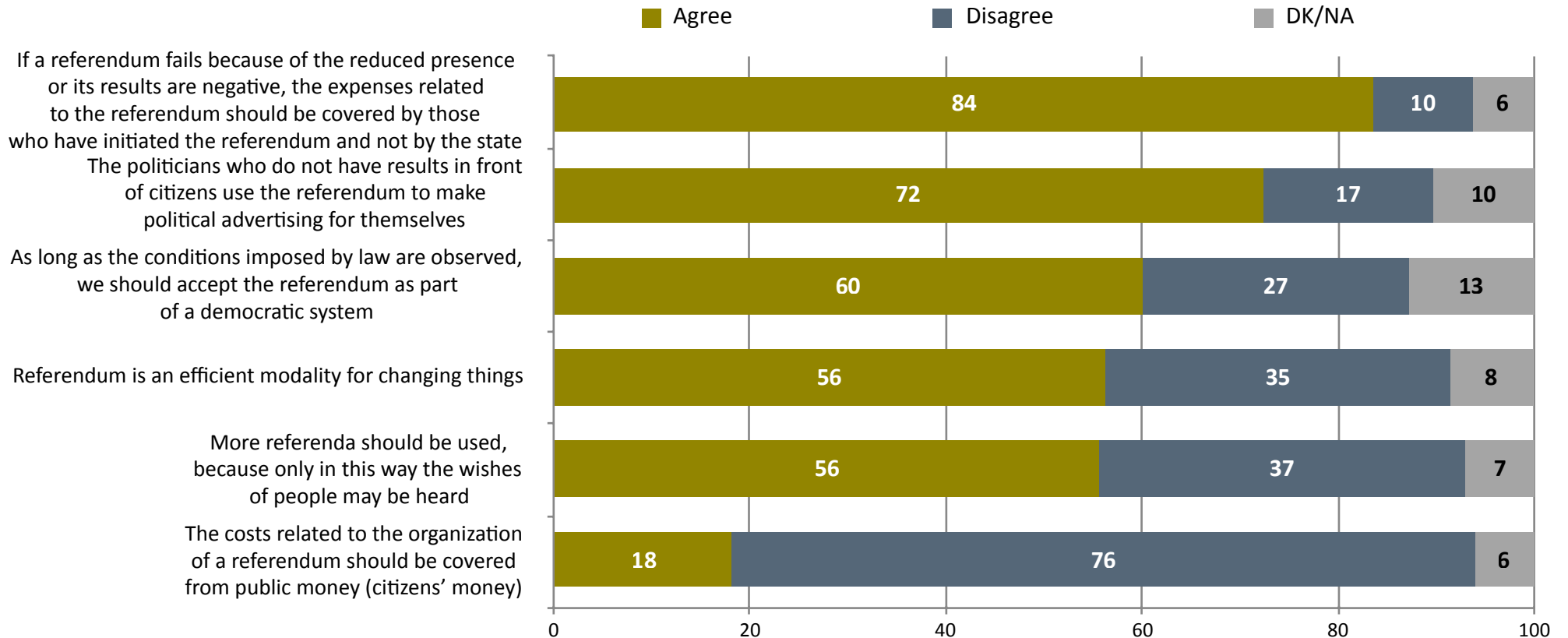


**For the first time, three MPs could be elected out of those who left abroad to represent in the Parliament the interests of Diaspora. What's your opinion regarding the three MPs for diaspora ... ?**

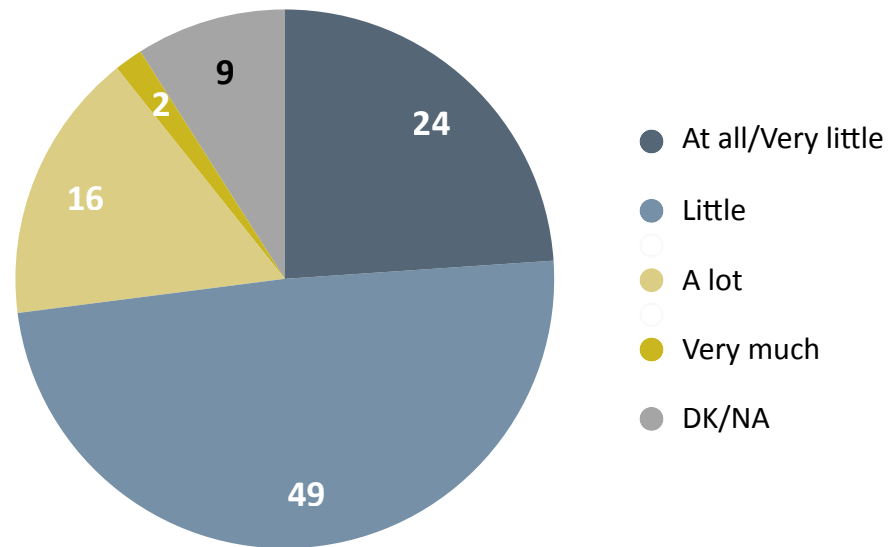




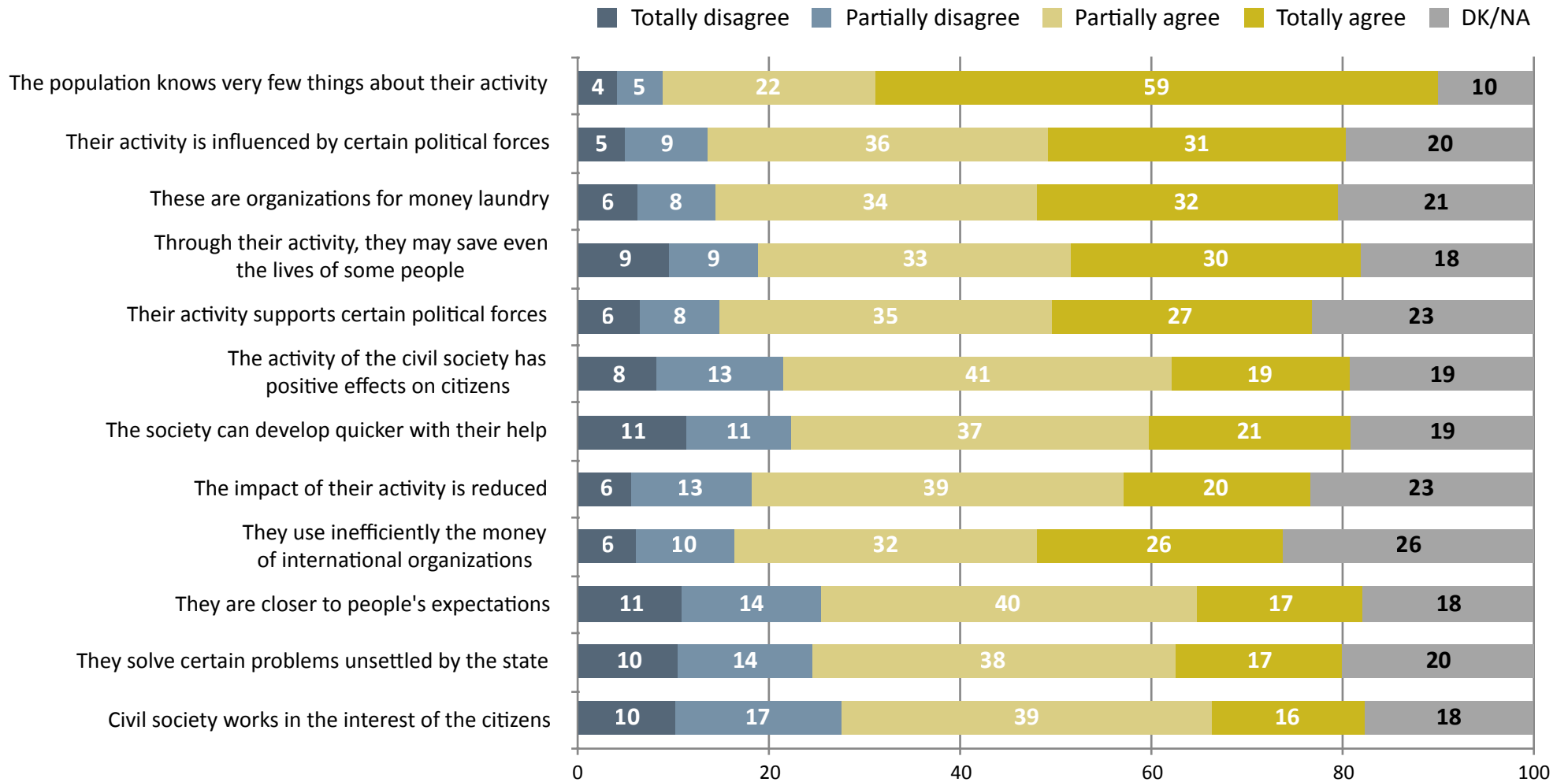
## With which of the following statements do you agree and disagree?



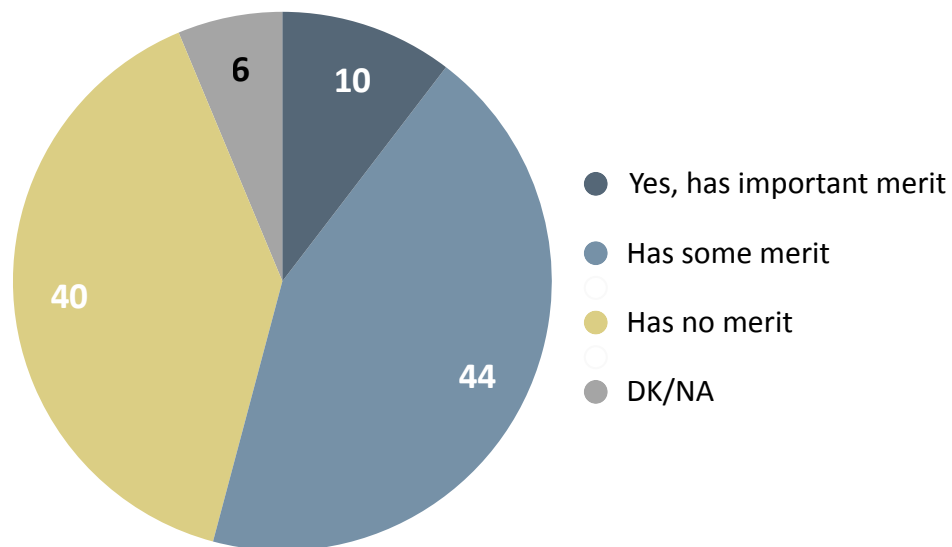
**How much trust do you have for the civil society in the Republic of Moldova? (activity of associations / public organizations / NGOs)**



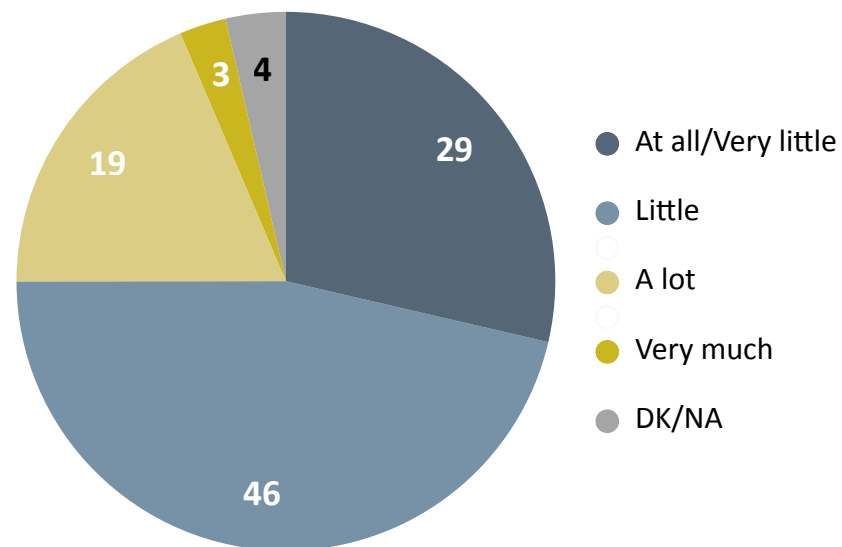
**People have different opinions about the civil society (activity of associations/public organizations/NGOs) active in the Rep. of Moldova. To what extent do you agree with the following ...?**



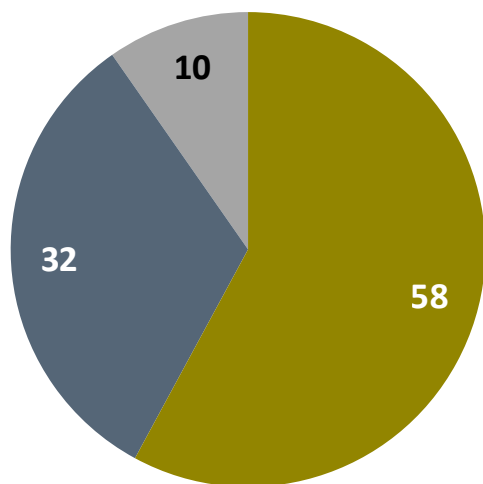
The Republic of Moldova registered economic growth in 2016 and 2017. Do you consider that the RM Government has some merits or not in relation to this situation?



Please tell me how much or little trust you have in the government led by Pavel Filip?

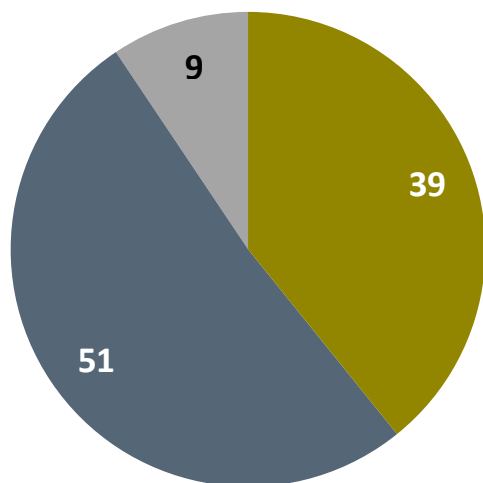


How do you consider, should the future governance of the Republic of Moldova support the European vector or the Euro-Asian vector?




- The future governance should support the European vector
- The future governance should support the Euro-Asian vector
- DK/NA


How do you consider, what should the citizens do if the future governance decides to change the country's foreign vector, abandoning the European integration and supporting Euro-Asian integration?



- Citizens should accept this decision
- Citizens should get out in the streets and protest against such a decision
- DK/NA



# **institutions, politicians, parties**



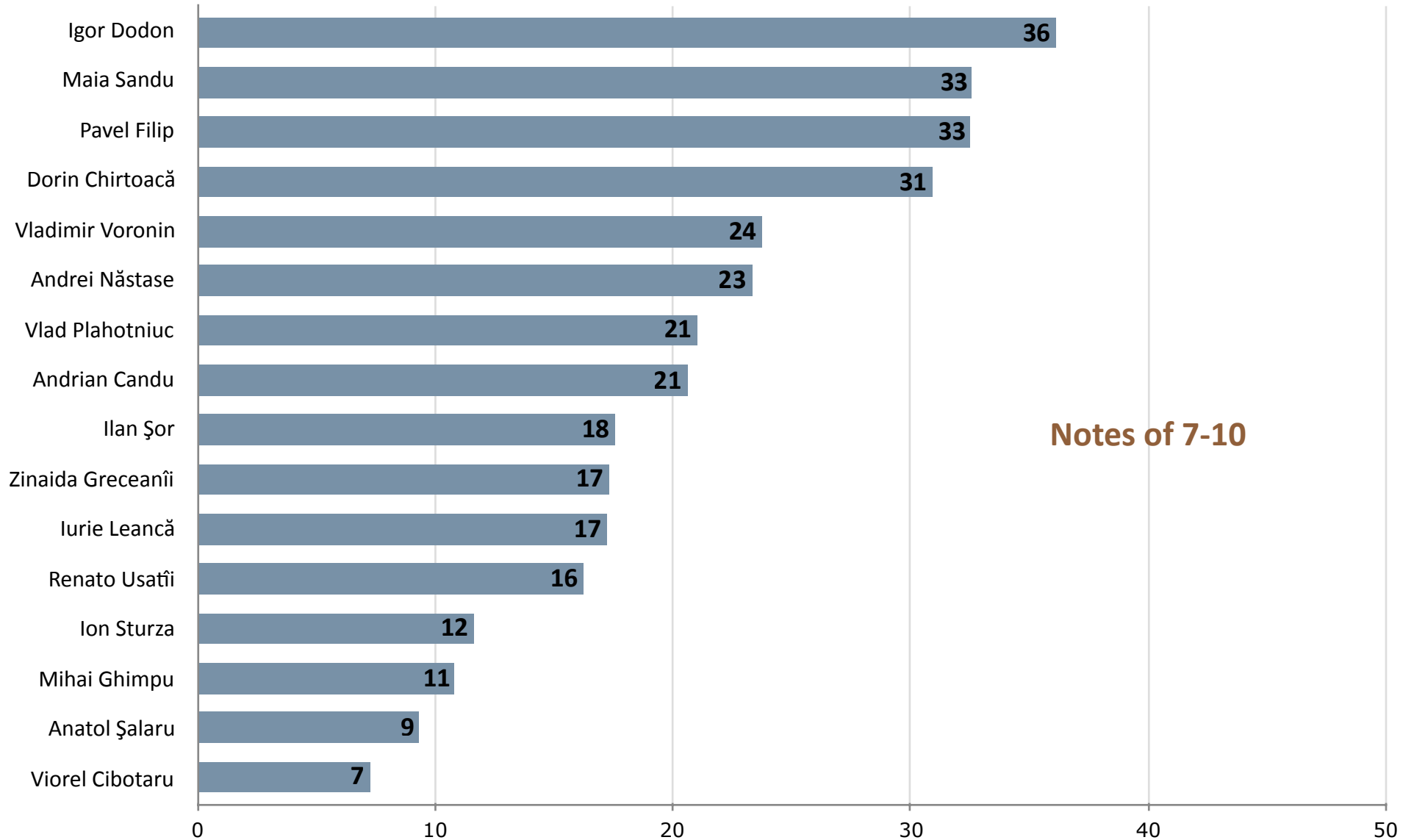
I would like to read out and to show you a list of some political personalities and you tell me if you heard about them.

Only for those who hear about the political personality ..., I would like you to tell me for each one of them, how do you assess their activity. Please answer on a scale from 1 to 10, where 1 = "Very poor activity", and 10 = "Very good activity". 99 = "No opinion/DNK/NR".

% of the total sample, 1101 respondents	Very poor activity	Please answer on a scale from 1 to 10, where 1 = "Very poor activity", and 10 = "Very good activity".									Very good activity	No opinion/ DNK/NR	I have not heard
	1	2	3	4	5	6	7	8	9	10			
Andrian Candu	16.8	4.9	6.6	5.0	13.4	5.3	6.2	6.8	2.5	5.1	11.4	<b>16.2</b>	
Dorin Chirtoacă	19.8	8.3	5.4	4.1	11.8	5.5	8.4	10.0	5.3	7.2	11.1	<b>3.2</b>	
Viorel Cibotaru	5.9	2.5	3.1	2.3	4.5	1.7	2.9	1.7	1.1	1.5	8.0	<b>64.8</b>	
Igor Dodon	21.4	7.3	5.9	4.9	12.8	5.6	6.6	8.5	6.6	14.4	4.9	<b>0.9</b>	
Pavel Filip	13.7	6.4	6.3	7.8	12.2	6.8	7.4	10.5	5.9	8.7	7.5	<b>6.8</b>	
Mihai Ghimpu	38.2	12.8	7.2	5.7	12.0	4.3	4.1	3.2	1.5	2.0	5.4	<b>3.5</b>	
Zinaida Greceanii	25.7	10.4	7.5	5.3	11.4	3.8	5.1	5.3	2.9	4.0	8.5	<b>10.1</b>	
Iurie Leancă	20.3	9.8	8.4	8.6	11.6	6.7	6.9	5.6	2.4	2.3	8.2	<b>9.1</b>	
Andrei Năstase	15.0	5.8	6.4	7.0	9.6	5.2	6.6	6.3	4.1	6.3	10.5	<b>17.3</b>	
Vlad Plahotniuc	33.1	8.0	6.9	5.5	8.8	4.5	4.8	6.7	3.1	6.4	9.1	<b>3.1</b>	
Maia Sandu	23.5	7.4	6.4	4.9	9.8	5.3	6.9	8.0	7.3	10.4	7.4	<b>2.7</b>	
Renato Usatîi	31.4	10.0	6.4	5.9	9.8	4.2	4.0	4.9	2.1	5.2	11.9	<b>4.2</b>	
Vladimir Voronin	18.8	9.5	8.7	8.6	14.8	7.6	7.5	7.2	3.3	5.7	6.8	<b>1.4</b>	
Ilan Shor	23.3	7.6	3.5	5.1	9.0	3.5	4.1	5.8	2.5	5.1	12.3	<b>18.3</b>	
Ion Sturza	8.5	4.0	7.3	4.4	7.6	4.2	3.7	3.3	2.0	2.6	13.0	<b>39.4</b>	
Anatol Şalaru	12.7	5.0	5.5	4.2	5.9	2.5	3.5	3.2	1.0	1.6	8.8	<b>46.0</b>	

## How do you assess the activity of ...?

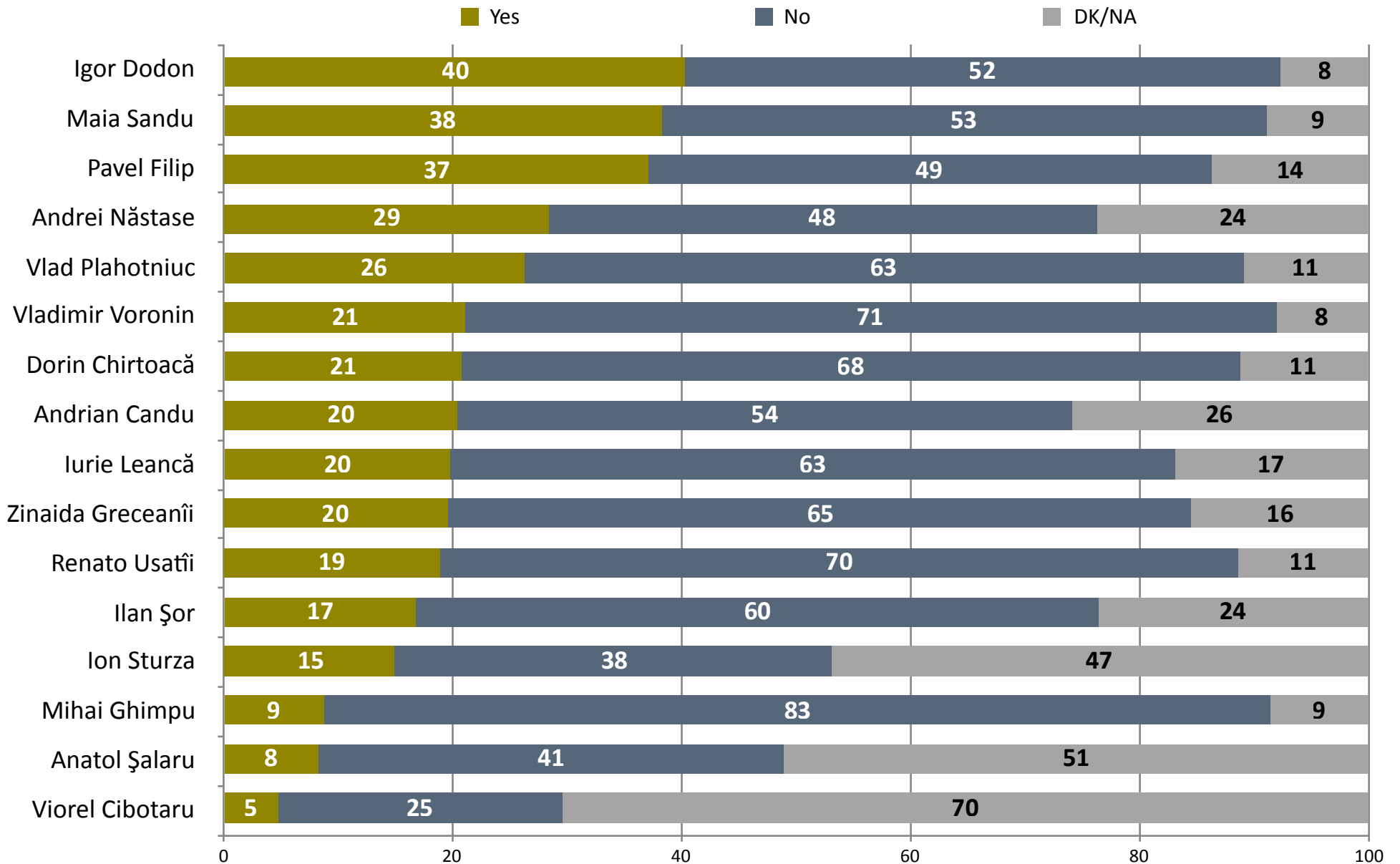
*% of total sample for grades 7-10, 1101 respondents*



Notes of 7-10



## Who of the following political leaders (politicians) can improve the situation in our country in your opinion?



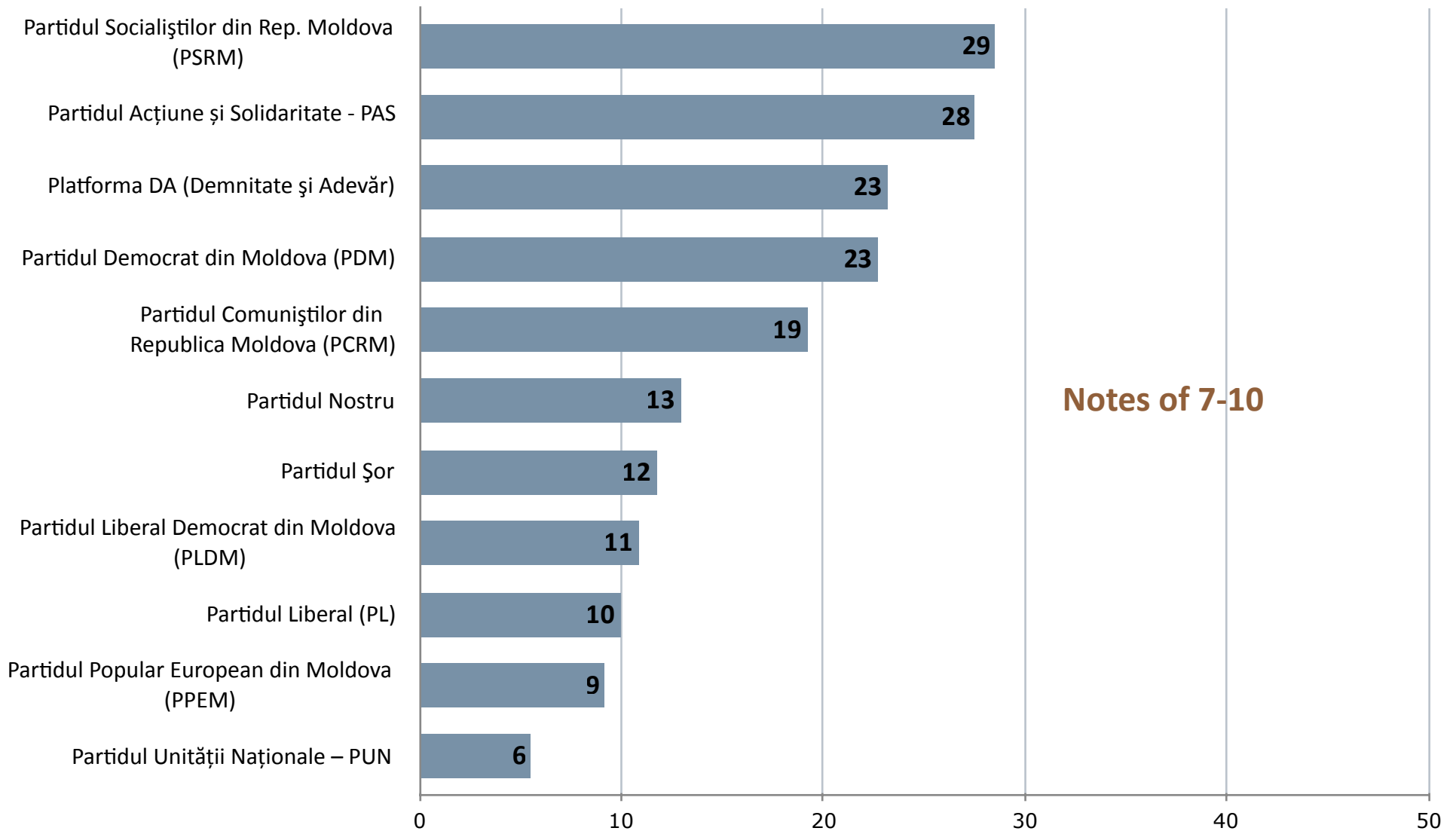
**I would like to read and to show you a list of some political parties and formations and for you to tell me if you hear about them.**

**Only for those who heard about the political party or formation ..., I would like for you to tell me for each of them how do you assess their activity. Please answer on a scale from 1 to 10, where 1 = "Very poor activity", and 10 = "Very good activity". 99 = "Have no opinion/DNK/NR"**

<i>% of the total sample, 1101 respondents</i>	Very poor activity	Please answer on a scale from 1 to 10, where 1 = "Very poor activity", and 10 = "Very good activity"									Very good activity	Have no opinion/ DNK/NR	I have not heard
	1	2	3	4	5	6	7	8	9	10			
Partidul Comuniștilor din Republica Moldova (PCRM)	20.9	10.5	10.3	8.5	14.7	5.3	5.5	5.5	2.1	6.1	9.1	<b>1.5</b>	
Partidul Democrat din Moldova (PDM)	23.7	9.7	7.1	7.7	10.5	5.6	6.4	8.3	2.5	5.5	8.4	<b>4.5</b>	
Partidul Liberal Democrat din Moldova (PLDM)	24.6	11.2	11.1	7.6	11.0	5.4	5.4	2.6	1.3	1.5	10.7	<b>7.5</b>	
Partidul Liberal (PL)	31.2	11.9	10.0	5.3	9.0	5.5	4.5	2.6	1.4	1.4	8.4	<b>8.9</b>	
Partidul Socialiștilor din Rep. Moldova (PSRM)	21.9	8.3	6.3	7.4	12.1	6.4	5.5	8.1	4.5	10.4	6.7	<b>2.4</b>	
Partidul Nostru	25.2	8.2	7.2	5.5	9.4	4.0	3.4	4.0	2.1	3.4	10.8	<b>16.9</b>	
Partidul Popular European din Moldova (PPEM)	17.2	6.5	5.4	6.3	5.6	3.6	3.2	3.0	1.3	1.7	8.0	<b>38.1</b>	
Platforma DA (Demnitate și Adevăr)	13.9	5.5	6.2	6.0	9.2	6.0	4.9	7.4	3.8	7.1	7.2	<b>22.8</b>	
Partidul Acțiune și Solidaritate - PAS	17.1	6.8	5.3	5.4	8.2	5.6	5.5	7.0	5.7	9.3	6.9	<b>17.3</b>	
Partidul Șor	21.9	7.4	5.4	4.7	6.2	3.1	3.2	3.5	1.9	3.1	10.8	<b>28.8</b>	
Partidul Unității Naționale – PUN	9.8	1.7	1.9	1.5	2.0	1.3	1.5	1.3	1.0	1.7	7.2	<b>69.1</b>	

## How do you assess activity of ...?

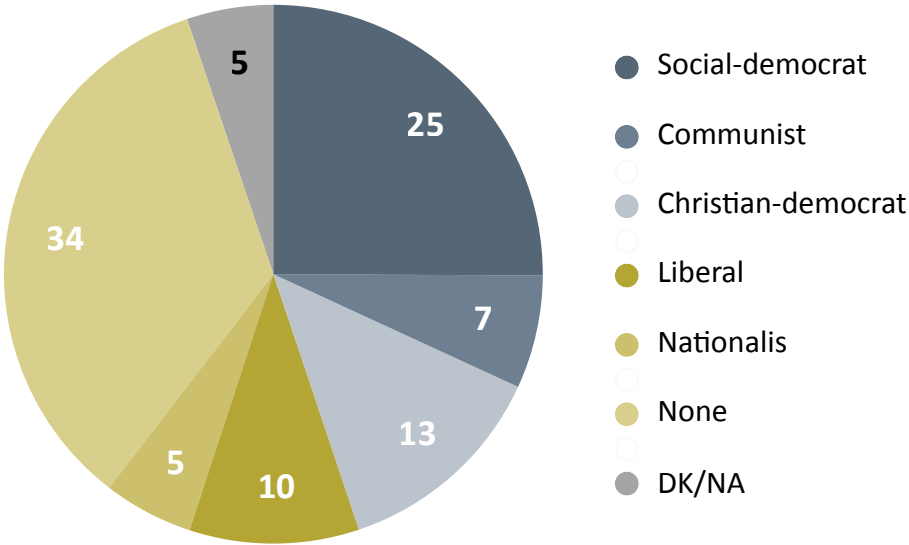
*% of total sample for grades 7-10, 1101 respondents*



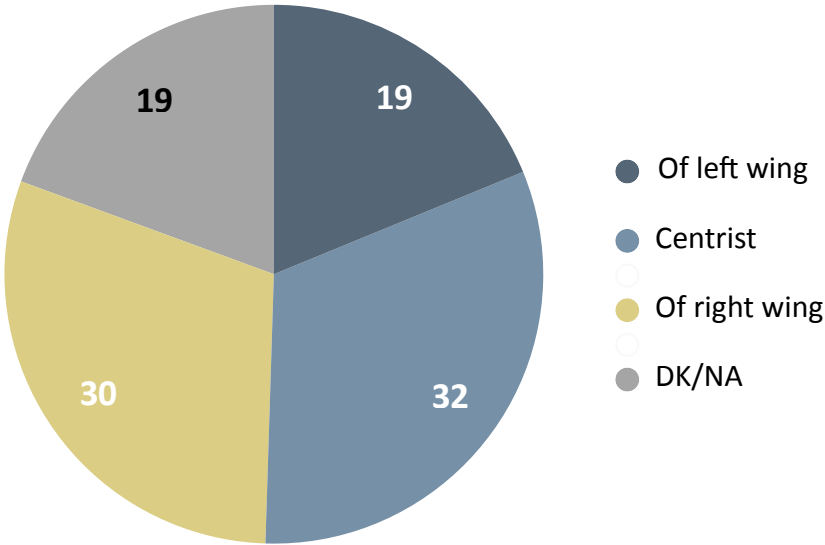
Notes of 7-10

# Political guidelines

Political orientation that you feel as the closest to your orientation ...?



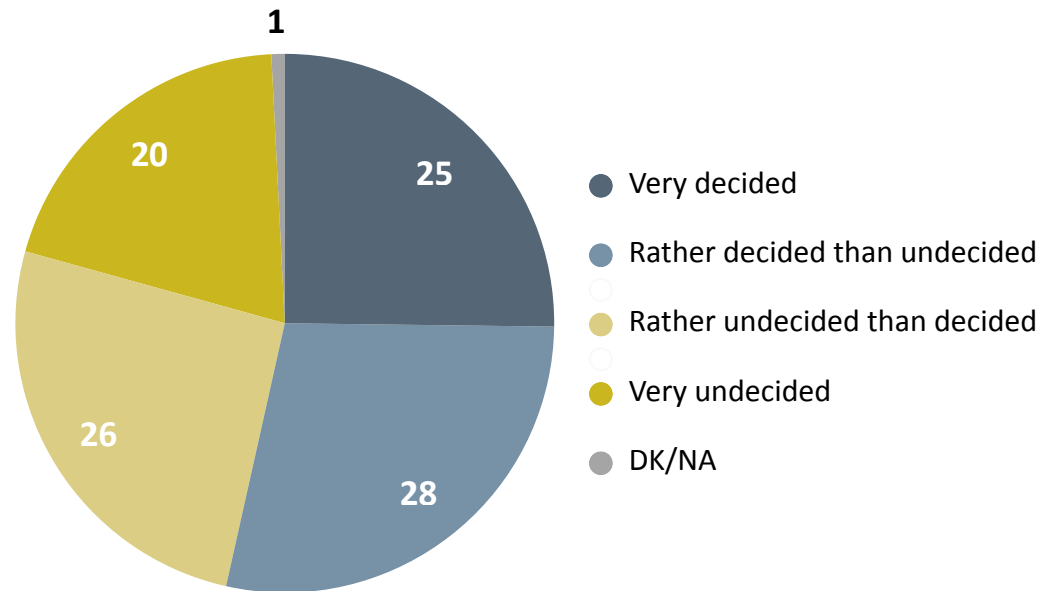
When talking about political orientation in general, would you say that you are ...?



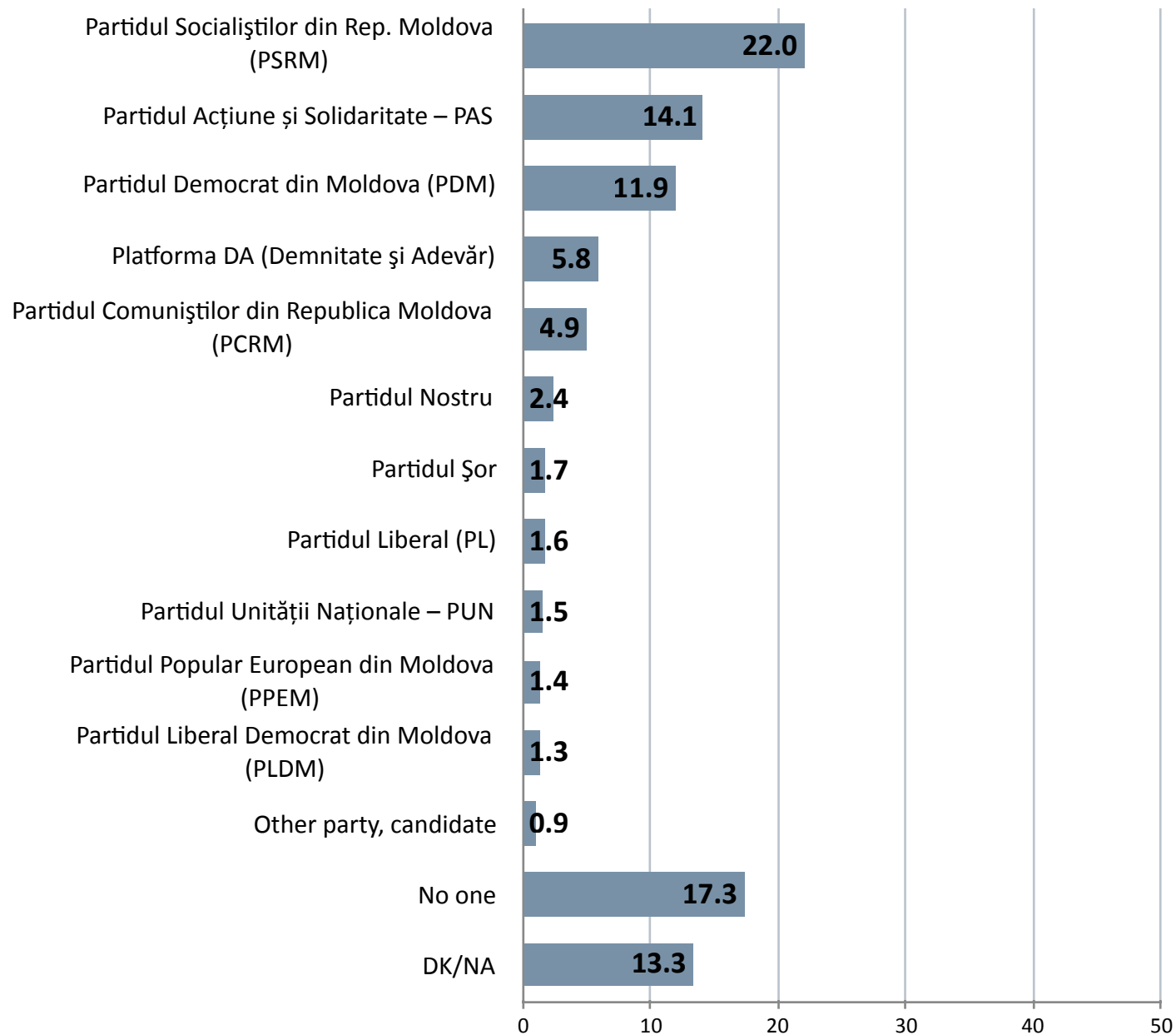
**If early parliamentary elections are organized, how interested are you in such early parliamentary elections on a scale from 1 to 10, where 1 means that you not interested at all in parliamentary elections and 10 that you are very interested in these elections?**

1. Not interested at all								10. Very interested		DK/NA
1	2	3	4	5	6	7	8	9	10	99
28.2	3.6	2.6	2.5	13.4	4.3	6.1	9.0	5.1	23.6	1.6

**How decided are you to vote for a particular party at this time?**

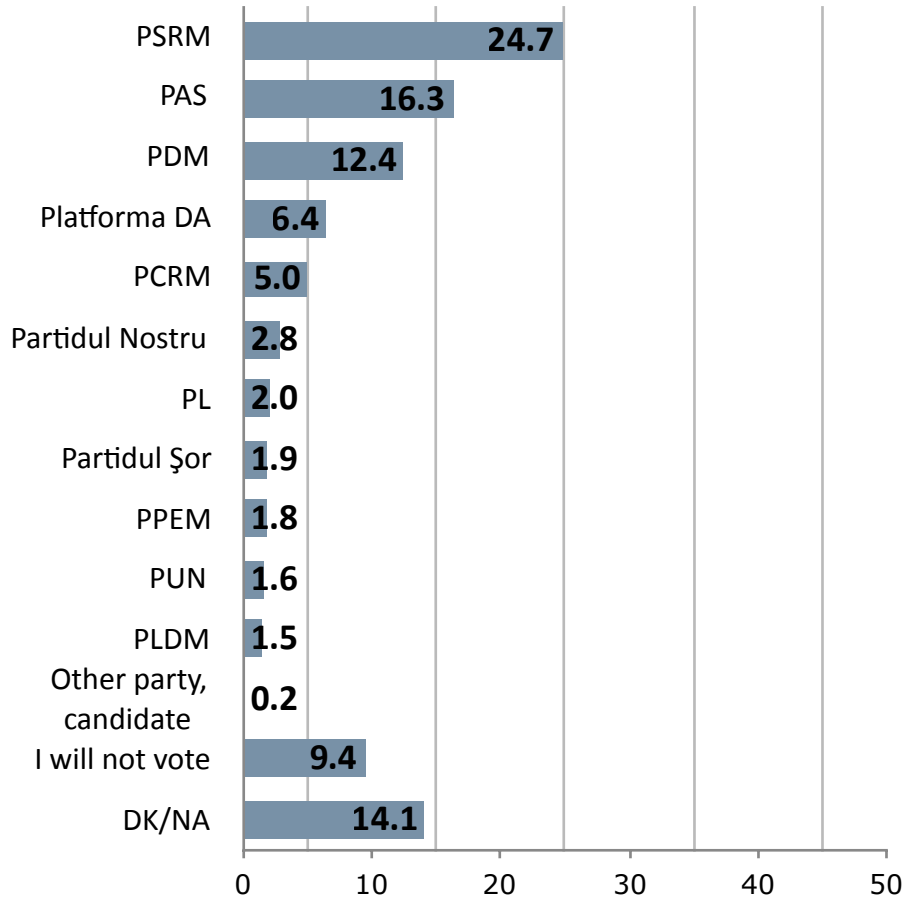


## In your opinion, which political party or formation may improve the situation in our country?

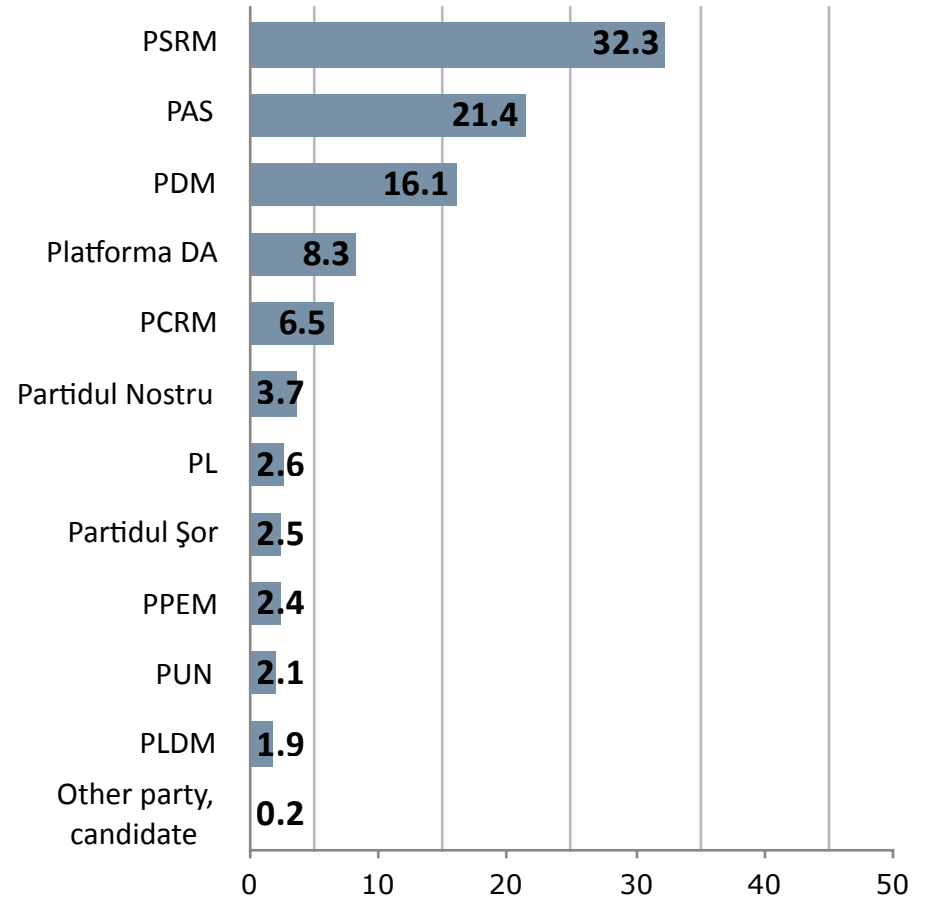


# If next Sunday early parliamentary elections are organized, what party would you vote for?

*% of the total sample, 1101 respondents*



*% of those with a voting option, 843 respondents*



[]



[]

[]

[]

[]

[]

[]

[]

[]

[]

[]

[]

[]

[]

[]

[]

[]

[]

[]

[]

[]

[]

[]

[]

[]

[]

[]

[]

[]

[]

[]

[]

[]

[]

[]

[]

[]

[]

[]

[]

[]

[]

[]

[]

[]

[]

[]

[]

[]

[]

[]

[]

[]

[]

[]

[]

[]

[]

[]

[]

[]

[]

[]

[]

[]

[]

[]

[]

[]

[]

[]

[]

[]

[]

[]

[]

[]

[]

[]

[]

[]

[]

[]

[]

[]

[]

[]

[]

[]

[]

[]

[]

[]

[]

[]

[]

[]

[]

[]

[]

[]

[]

[]

[]

[]

[]

[]

[]

[]

[]

[]

[]

[]

[]

[]

[]

[]

[]

[]

[]

[]

[]

[]

[]

[]

[]

[]

[]

[]

[]

[]

[]

[]

[]

[]

[]

[]

[]

[]

[]

[]

[]

[]

[]

[]

[]

[]

[]

[]

[]

[]

[]

[]

[]

[]

[]

[]

[]

[]

[]

[]

[]

[]

[]

[]

[]

[]

[]

[]

[]

[]

[]

[]

[]

[]

[]

[]

[]

[]

[]

[]

[]

[]

[]

[]

[]

[]

[]

[]

[]

[]

[]

[]

[]

[]

[]

[]

[]

[]

[]

[]

[]

[]

[]

[]

[]

[]

[]

[]

[]

[]

[]

[]

[]

[]

[]

[]

[]

[]

[]

[]

[]

[]

[]

[]

[]

[]

[]

[]

[]

[]

[]

[]

[]

[]

[]

[]

[]

[]

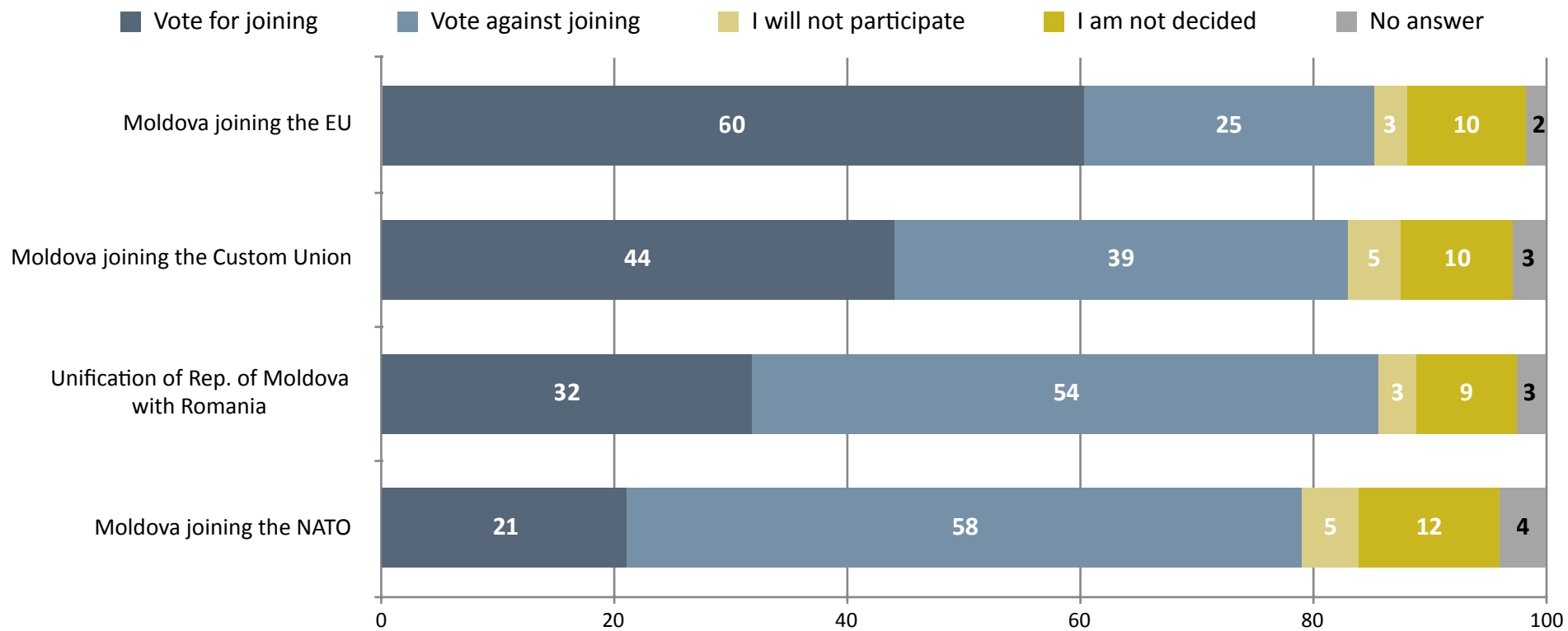
[]

# external relations

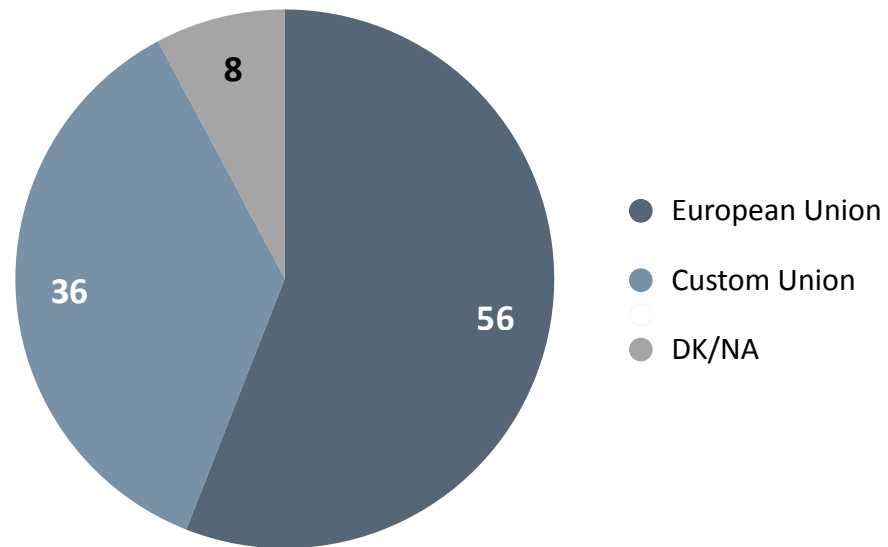




## If a referendum were held today on ..., how would you vote?



In the event you should decide next Sunday between EU and Customs Union, which one would you vote for?



complete name

**IMAS Invest SRL**

short name

**imas**

general manager

**Doru Petruți**

office@imas.md

www.imas.md

t/f: (+373 22) 260 096

m: (+373) 79 705 501

**imas**